

FEARNZINE

SCHOOL MAGAZINE

Welcome to Fearnzine, the school magazine by the students for the students. You may be wondering, Why now? Well I'm glad you asked. We feel that as a Fearnhill community, it is important for the students to get involved and speak about what they feel matters and what is of interest for them! This allows everyone to get a better understanding for one another and to make Fearnhill an even more connected environment for us all as students!

INTRODUCING OUR FEARNZINE LEADERS



Mitch

"I feel that being able to give the students more of a voice within the Fearnhill community really allows for development of social skills such as team building, communication skills and confidence building all whilst having fun at the same time"



Oscar

"I am very passionate about being a Fearnzine leader because I love to help people think creatively and bring their ideas to life as this is what makes us more connected within the school community"



Lily

"Fearnzine is something I'm really passionate about, as it is completely run by students. I love how creative and talented the team is, with people taking on jobs like journalism, photography and editorial work!"

FEARNZINE

SCHOOL MAGAZINE

Issue 06-03-25

WHAT'S FOR YOU?

1 Fearnzine intro

2 Issue 1 intro

3 Photography 1

4 Photography 2

5 Photography 3

6 Artwork 1

7 Artwork 2

8 Winter food & recipes 1

9 Winter food & recipes 2

10 The 12 days of Christmas 1

11 The 12 days of Christmas 2

12 Teacher interview

13 Olivia digging up the past

14 Unearthing History

15 Oliver 1

16 Oliver 2

17 Oliver 3

18 Oliver 4

19 James reporting on the Oliver production


20 Fearnzine Outro

ISSUE 1 INTRO

My name is Lily and I'm a leader at Fearnzine Magazine Club. Alongside my hardworking team, I welcome you to the first edition of Fearnzine! This online magazine is the result of immense creativity and passion, as well as student led determination. Many hours of work from our team, who have been dedicated to their roles as journalists, writers, photographers and artists, have contributed to Fearnzine. This edition will focus on the winter term, with many exciting events taking place. From the 12 Days of Christmas plunging the school into festive competition, to cozy cold weather recipes and festive photography, We here at Fearnzine are sure that there is something for everyone to enjoy!



PHOTOGRAPHY ▲▲▲



Mitchell M 12JWY

This picture was taken at Tewinbury farm in Welwyn. My family and I went on a light walk and I thought it would be a great opportunity to take some cute christmassy shots

Mitchell M 12JWY

For this term, we have given the team a theme to follow which was reflections and resolutions. As we started this during the winter term, we decided to keep it winter themed. So here are some cute and cozy winter snaps for you to enjoy!

This picture was also taken at Tewinbury farm, however with this one I decided that I wanted some more vibrant colours involved, so I went for a more abstract shot of the lights intertwined within the trees!

Mitchell M 12JWY



Mitchell M 12JWY



Brooke H 8P

Finally, its actually snowing. Mr. Rayner's classroom is a grotto. Ms. Williams took the lead in the competition for the best decorated classroom.

What should I wear? The elf is having a wardrobe malfunction. Not a clue what to do, clothes were flying everywhere! The elf is looking as cozy as ever!



Brooke H 8P



Brooke H 8P

Christmas baubles colliding, shiny and delicate. The plants outside hiding, as we celebrate good tidings.



Mia C 11G

The Christmas light switch on was buzzing despite the drowsy weather. The night included hours of family friendly fun with a broad variety of displays of talent and amusement rides. The lights themselves were bright and spread across the whole town centre creating a warm and festive atmosphere .

“Do we have to go inside the forest?” Liam manages to get this sentence out of his mouth while shaking and stuttering.”



Bella I 7N



Bella I 7N


over to you

If you would like to send us some of your story ideas, we welcome you to contact one of our Fearnzine leaders... details at end!

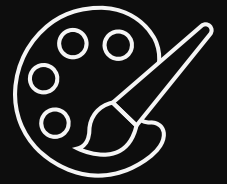
ITS VOTING TIME!

GET YOUR VOTES IN FOR WHO HAS TAKEN THE BEST PICTURE!

GET SET... GO

 <https://docs.google.com/forms/d/e/1FAIpQLScmfuo3UmfVA8Ho7r6omCMyfSJJnJcP6ocr2DovZL3ruC-dw/viewform?usp=header>

ARTWORK ▲▲▲



Holly by Em

EM.P IOP


I drew a picture of a holly flower, as holly is linked to Christmas and the winter - the theme of this edition.

I also drew a picture of a winter cabin as it also fits with the wintry theme. The snow and winter cabin are stereotypical all of winter.

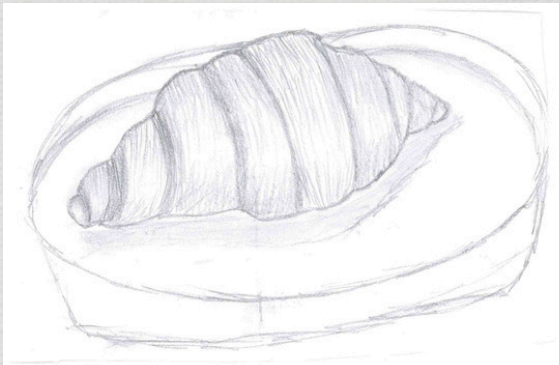


winter cabin by em

SAMMY.P LOG



Chocolate Log by Sammy



croissant by Sammy

...following the X'massy theme, I have decided to take inspiration from Bella's chocolate log recipe. I really enjoyed sketching this art piece! IT WAS VERY FUN.



Bella's recipe for chocolate log



sammys drawing of a chocolate log

- step 1
- Heat the oven to 200C/180C fan/gas 6. Butter and line a 23 x 32cm Swiss roll tin with baking parchment. Beat the eggs and golden caster sugar together with an electric whisk for about 8 mins until thick and creamy.
- step 2
- Mix the flour, cocoa powder and baking powder together, then sift onto the egg mixture. Fold in very carefully, then pour into the tin. Tip the tin from side to side to spread the mixture into the corners. Bake for 10 mins.
- step 3
- Lay a sheet of baking parchment on a work surface. When the cake is ready, tip it onto the parchment, peel off the lining paper, then roll the cake up from its longest edge with the paper inside. Leave to cool.
- step 4
- To make the icing, melt the butter and dark chocolate together in a bowl over a pan of hot water. Take from the heat and stir in the golden syrup and 5 tbsp double cream. Beat in the icing sugar until smooth.
- step 5
- Whisk the remaining double cream until it holds its shape. Unravel the cake, spread the cream over the top, scatter over the crushed extra strong mints, if using, then carefully roll up again into a log.
- step 6
- Cut a thick diagonal slice from one end of the log. Lift the log on to a plate, then arrange the slice on the side with the diagonal cut against the cake to make a branch. Spread the icing over the log and branch (don't cover the ends), then use a fork to mark the icing to give the effect of tree bark. Scatter with unsifted icing sugar to resemble snow, and decorate with holly.



For the cake

3 eggs

85g golden caster sugar

85g plain flour
(minus 2 tbsp)

2 tbsp cocoa powder

½ tsp baking powder

For the filling & icing

50g butter

plus extra for the tin

140g dark chocolate

broken into squares

1 tbsp golden syrup

284ml pot double cream

200g icing sugar
sifted

2-3 extra strong mints
crushed (optional)


icing sugar

and holly sprigs to decorate

- ensure you remove the
berries

before serving

Bella's recipe for Tomato Soup



- First, prepare your vegetables. If the tomatoes are on their vines, pull them off. cut each tomato into quarters and slice off any hard cores. Peel 1 medium onion and 1 small carrot and chop them into small pieces. Chop 1 celery stick roughly the same size.
- Spoon 2 tbsp. olive oil into a large heavy-based pan and heat it over a low heat. Tip in the onion, carrot and celery and mix them together with a wooden spoon. Cook the vegetables until they're soft and faintly coloured. This should take about 10 minutes and you should stir them two or three times so they cook evenly and don't stick to the bottom of the pan.
- Squirt in about 2 tsp of tomato purée, then stir it around so it turns the vegetables red. Sprinkle in a good pinch of sugar and grind some black pepper. Stir to mix everything together, put the lid on the pan and let the tomatoes stew over a low heat for 10 minutes until they shrink down in the pan
- Pour in the 1.2 litres/2 pints of hot stock. Turn up the heat as high as it will go and wait until everything is bubbling, then turn the heat down to low again and put the lid back on the pan. Cook gently for 25 minutes, stirring a couple of times.
- Take the lid off and stand back for a few seconds or so while the steam escapes, then fish out the pieces of bay leaf and throw them away. Ladle the soup into your blender until it's about three-quarters full, fit the lid on tightly and turn the machine on full. Blitz until the soup's smooth. then pour the puréed soup into a large bowl
- Pour the puréed soup back into the pan and reheat it over a medium heat for a few minutes, stirring occasionally until you can see bubbles breaking gently on the surface.
- ENJOY!!

1-1.25kg/2lb
4oz-2lb 12oz
ripe tomatoes
1 medium onion
1 small carrot
1 celery
stick
2 tbsp olive oil
2 squirts of
tomato purée
(about 2 tsp)
a good pinch of
sugar
2 bay leaves
1.2 litres/2 pints
hot vegetable
stock
(made with
boiling water
and 4 rounded
tsp bouillon
powder or 2
stock cubes)

On The 12th Days of Christmas Fearnhill gave to me ▲ ▲ ▲

On the first day of Christmas, Fearnhill kicked off the festive season with our very own Christmas tree. Contrary to how the song goes, there were absolutely no partridges involved in the decorating of the tree. Take a look, isn't it fabulous though?



The playlist challenge marked day two of Christmas at Fearnhill. In our forms, we collaborated with our peers to come up with the best Christmas playlist. It got pretty serious, since there was a box of heroes at stake, but in the end, 7P brought home the twirls.

Three french hens? Think again. DJ Phillipz was the gift that kept giving. To mark the third day of Christmas, DJ Phillipz set up on the courts and blessed the ears of Fearnhill's population. Some beautiful tunes were played. It was truly moving.



WINNER 11P

Who tells the best
Christmas jokes?

**Reindeer - they
'sleigh' every time!**

The Twelve Days of Christmas seemed to be a success for Pearsall, as 11P won the Christmas Joke Challenge on the fourth day. Brace yourself, this is a real knee slapper:
"Who tells the best Christmas jokes?" "Reindeer - they slay every time!"

Day five was one of the most competitive and controversial days. The Christmas Decoration competition commenced, with all year groups contributing to their form classes' festive appearances. Much to year 13's outrage, 8G took first place.



On the sixth day of Christmas, The Christmas concert was held! With a range of talent from singing to acting to get people in the festive mood!




The seventh day of Christmas really drove home what Christmas is all about: community. Pausing our competitive spirits to come together to do good, students donated food and drinks to the Letchworth Food Bank.

Day eight was a display of culinary talent. The school hosted a 'Bake Off' style cake contest, with three winners; Nuqī J in 11G with the tastiest entry, Holly and Orla in 9H with the most festive, and Maddison M in 7P with the Star Baker title. Well done!



The crystal growing competition results were announced on day nine, and scientists in 12JWY won first place.



Rack your brains on this! Dingbats! The tenth day was the 'festive dingbats' competition, where students had to decipher these tricky word puzzles. Congrats to 11G, who won this contest. You can give these a try!

3 HODRIVEME
CHRISTMAS
CHRISTMAS



Day eleven saw the Christmas Snowball throwing competition. Since it didn't actually snow, they weren't real snowballs. But panic not, many students were not deterred by this, with many participating at lunch. 8P took the gold with this one. Does the victory ever come to an end with Pearsall?

Key Stage 3 students enjoyed watching a Christmas film (Will Ferrel's Elf, a CLASSIC.) in the hall for day twelve. The festivities at school were brought to a jolly end with the Fearnhill Big Christmas Quiz. The 12 Days of Christmas were a brilliant success.



FEARNZINE
SCHOOL MAGAZINE

TEACHER INTERVIEW ▲ ▲ ▲



MR. TIM SPENCER

MORE ABOUT MR SPENCER THE FEARNHILL HEADTEACHER
INTERVIEWED BY TINAYE

MR SPENCER SAYS THAT THIS YEAR HE HAS LEARNED THAT HE NEEDS PEOPLE IN HIS LIFE AND HE IS ALL ABOUT TEAMWORK.

MR SPENCER ALSO SHARED THAT THE BEST EVENT FOR HIM THIS YEAR WAS THE 12 DAYS OF CHRISTMAS. HE SAYS HE HAS REALLY ENJOYED THE RECENT DAYS BECAUSE THEY HAVE MADE HIM LAUGH A LOT. MR SPENCER ALSO LIKES TO DO EXERCISE AS HE RODE 1000KM THIS YEAR AND HE SAYS HE LIKES TO KEEP FIT.

MR SPENCER SAYS THAT THIS YEAR OVERALL HAS BEEN A GREAT YEAR FOR FEARNHILL BUT ALSO A VERY BUSY ONE.

MR SPENCER MENTIONED THAT THERE IS A LOT TO DO TO MAKE SURE THE SCHOOL IMPROVES AND TO MAKE SURE IT IS AT ITS BEST. HE SAYS THAT HE HAS ENJOYED THE RECENT YEARS ALOT BECAUSE HE ENJOYS BEING WISER.

I ALSO ASKED MR SPENCER ABOUT HIS OPINION ON PET ANIMALS. TURNS OUT OUR HEADTEACHER IS NOT GOOD WITH PETS BUT SAYS IF HE WERE MADE TO CHOOSE HE WOULD CHOOSE DOGS. HE ALSO SAYS THAT THE UK IS A BEAUTIFUL PLACE AND ENJOYS TRAVELLING AROUND THE COUNTRY. MR SPENCER DOES NOT GET MUCH SPARE TIME BUT THE TIME HE DOES GET, HE LIKES TO SPEND TIME WITH HIS FRIENDS AND FAMILY AND COACHING HIS SON'S FOOTBALL TEAM.

OLIVIA DIGGING UP THE PAST▲▲▲

Wednesday 11th December

History Club and A level history students had an amazing experience, meeting experts from Historic England. These people were a mixture of archaeologists, historians and nature experts who came to Fearnhill to share their interest in a fascinating local historical site. They visited the bronze age 5,000 year old Ickleford tumulus known as a barrow. These are very common to the area with one even under our own school which was excavated shortly before the building was built.

Then the tumulus itself was visited and an amazing discovery was made solving the question of whether the tumulus was covered in chalk. Chalk was found eroding out of the tumulus showing it was coated in chalk when originally built. This chalk cap would have allowed the tumulus to be seen from a great distance. Whoever was buried in the tumulus had to have a large amount of power to be placed in such a visible monument. After lunch there was then an opportunity to touch an urn, look at delicate flint arrowheads and a red deer antler which was a pickaxe.

Alongside the journalists, I asked two of the archaeologists some questions.

First we asked Kerry, the heritage at risk officer, what interested her in history and she replied that she always enjoyed dressing up days at school.

Then when she was exploring what to study at university she thought archaeology sounded like a more fun version of history. When asked she also said that her favourite historical era is the Tudors. Kerry's favourite artefact is an excavated loom comb which was made of bone and used to separate wool. We also interviewed Keith, the heritage and access officer, and asked what were his first ideas on the tumulus and what is in it.

The archaeologists had a message for aspiring historians at Fearnhill: “keep going and don't give up on your dreams”.



Unearthing History




OLIVER!

The Oliver Twist production is a spectacular show and it is also really funny. There are so many dedicated students who enjoyed being in the play so much and it is honestly amazing how the students are so talented and capable of being on a big stage and not looking nervous at all. People in this play were saying that they really like how the dance of Oom-pah pah was choreographed and when Charles Bates says "Ere, Fagin these sausages are mouldy."









James reporting on the Oliver Production▲▲▲

On 11th, 12th and 13th Of February the school play, Oliver, took place at 7pm. Every night was spectacular and the Cast and I had a great time. On the day of the dress rehearsal which was shown to Primary Schools, 10 of the Cast were seen playing BlackJack in the corner of the drama room. Some of the audience and Cast were asked these three questions:

In one word how would you describe this Play?

- Spectacular
- Amazing
- Scary

What was your best moment in this Play?

- When Charley says "Ere , Fagin these sausages are mouldy."
- The Dance for Oom-Pah Pah
- When Nancy gets killed by Bill Sykes

Who is your favourite character?

- Fagin
- Oliver
- Dodger

FE RNZINE

SCHOOL MAGAZINE

Issue 04-03-25

What's next?

This issue was written by some amazing students for some amazing students.

If you find yourself wanting to contribute, please don't hesitate to get in touch with one of our team!

We welcome all of your good ideas and we can't wait to hear from you!

If you are looking to join our team on a regular basis... Our meetings take place upstairs in the media suite (15) Tuesdays after school until 4pm and Thursday lunchtimes



Calling all Fearnhill students

Do you think you have what it takes to become part of the Fearnzine team where we produce magazines for the students by the students?

Job roles include:

- Photographers • artists
 - Journalists • writers
- AND MORE...!**

Thank you for reading Fearnzine!
See you soon for the next issue!