



Year 11 GCSE Mock Exams

The GCSE mock exams finish this Friday, students have now had a taste of sitting their exams in exam conditions and have a feel for what it will be like during exam season in the Summer term. Students hopefully put the skills and advice given to them, during PSHE lessons and at the Study Skills & Revision Techniques session that took place at the start of the month, into place. See page 2 for revision tips.



Year 11 16+ Options

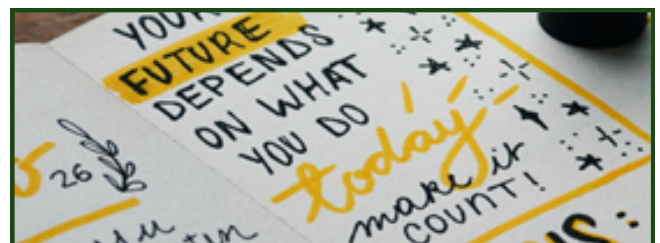
All Year 11 students will be working towards making decisions for their future during their PSHE lessons. Those students not wishing to stay on or go to Sixth Form still need to prepare for their next steps as colleges and all learning providers will ask for a personal statement and or evidence of their achievements and plans when inviting them to interview. A record of achievements will impress the interviewer if kept up-to-date and will also help them prepare for interviews.

Students can (and should) choose more than one course to apply for. Indeed, they should be keeping all their options open at the moment. If they apply for Sixth Form and a college course they can turn the one down that they don't want when they get their results. All of this is explained to them, but...! Students wanting to apply for an apprenticeship MUST apply for a college course until an apprenticeship place is secured.

One of the most important points to note is that students need to know their predicted grade/level in their final exam as they need to be realistic when making their choices for next year. They should aim high in the hope that they will do as expected or better in their exams but also have a back-up plan in case things don't work out so well. Please stress the importance of their mocks and that these will be used as their predicted grades when applying for College/6th Form etc.

Year 9 Virtual Options Introduction

The event will take place via Zoom on Wednesday 27th November at 6pm. A link will be sent to you prior to the evening. This will take no more than 20 minutes and will be a brief introduction to Year 9 students' next steps of their education moving from key stage 3 to 4.



Ms Balchin, Careers & PSHE Lead



Look out every fortnight for new features - all things career related!



Dates for your Diary

Sixth Form Open Evening
Wednesday 27th November

Year 11 GCSE MFL speaking mock exams
Wednesday 27th November

Year 11 GCSE Drama mock exam (rearranged)
Thursday 28th November

Year 9 Virtual Options Introduction
Thursday 5th December

Services for Young People

Students should be reminded that they can **drop in and speak to Jo Bains - our Services for Young People Advisor on Friday break-times in H3 (EAL Office) or myself during morning registration.** They can use this time to ask any questions they may have regarding what to do next year. Students should sign up via email with the subject title 'Help Me Miss B' and an appointment will then be made for them to see me.

Services for
Young People

Email: admin@fearnhill.herts.sch.uk

Subject: 'Help Me Miss B'

We Need You!

Calling all Former Fearnhill Students - we need you!

Did you once walk the Fearnhill corridors, learn in a Fearnhill classroom and wear a Fearnhill uniform? Then I would love for you to get in touch!

We need former students to join us to share their career stories to inspire our current students. It doesn't matter what your journey has been since leaving school, we'd like to represent a wide cross-section of careers that might be available to our students. If you'd like more information on how you can be involved in our careers event on Friday 7th March, please email: admin@fearnhill.herts.sch.uk.

I am excited at the prospect of seeing some familiar faces!
Spread the word!

CALLING ALL FORMER FEARNHILL STUDENTS... WE NEED YOU!



Ms Balchin, our Head of Careers, would love former students to share their career stories to inspire our current students.

It doesn't matter what your journey has been since leaving school - bank manager or basketball player, barista or barrister - come and let our students talk to you about your career path.

If you'd like more information on how you can be involved in our Careers Event on Friday 7th March 2025, please email:

admin@fearnhill.herts.sch.uk.

Special Mention - November II

Wow Vanessa! Now an ex-Fearnhill student, but forever a part of the Fearnhill family!

Vanessa volunteered at the Best Before Cafe in Letchworth Town Centre for 2 weeks, to gain customer service/working with people experience as she wants to become a vet.

As easy as just talking to people may seem, it can sometimes be daunting when you are conversing with strangers and are outside of your comfort zone.

No doubt the attributes of the Fearnhill Student have been put to good use by Vanessa, she should certainly be very proud of this selfless act.

We hope this experience has given Vanessa the confidence needed to proceed with her chosen career. I have no doubt she will excel at whatever she puts her mind to.

Well done, Vanessa!



Empowering Positive Change through Careers Education

Apprenticeship Interview Tips

There are fewer things more stressful than an interview (driving test and moving house probably trump it), but there's no need to worry about it, if you follow these simple steps and prepare, prepare, prepare! You only get one opportunity to make a good first impression, so you need to be well prepared for the apprenticeship interview.

1. Do your homework

Fail to plan, and you plan to fail. You are certain to be asked specific questions about the company, so make sure you've done your homework. You can find useful information on their company website, look for details about the company culture, their mission and values. You could also speak to someone who already works there, or even try Googling the company and see what comes up. Also take a look at the latest developments in the industry so you can converse with confidence.

2. Plan your route

Where are you going for the interview? Is it the employer's headquarters? Figure out how you will get there on the day, so that you don't have to worry about getting lost. It might even be a good idea to visit the location ahead of your interview if it's not too far away, to time how long it'll take you to get there. On the day you should allow extra time for any unexpected delays and get everything you need to take with you ready the night before.



3. Know what to expect on the day

Interviews can be more complicated than they first appear, depending on the employer. Some still do them one on one, on a single day, and then make their decision. Others prefer two interviews; the first to whittle down applicants from a long list, the second to make their final decision. Some employers even meet their applicants all at once, to see how you would react in a group setting. Find out what the format of the interview will be when the employer first gets in touch. Knowing ahead of time will make it easier for you to prepare.

4. Prepare your answers

Although there is no set format that every job interview will follow, there are some questions that you can almost guarantee will be asked. You should prepare answers to questions about your personal strengths and weaknesses, as well as being able to explain why you would be the best person for the job and why you want to work for them. You can't predict what questions you'll be asked, but you can guess and plan general answers that can be narrowed down on the day. The less you have to improvise, the better, so practise potential questions and likely answers on your own or with a parent or teacher and always have examples ready to support your answers.

5. Look smart

Appearances shouldn't matter, but the plain fact is that you are often judged before you've even uttered a word. Make sure your shoes are clean, your clothes fit correctly and that your accessories are subtle. Dressing one level above the job you're applying for shows a desire to succeed. Don't be afraid to seek a second opinion about your outfit choice from a friend or relative.

6. Things to bring with you

You may need to bring a portfolio of work, a passport to prove you have the right to work in this country, or your CV. Check and make sure it's out and to-hand the day before, so you won't forget it.

7. Keep calm

Good preparation is the key to staying in control. Getting a good night's sleep before the interview will help you feel fresh and motivated. You're going to be nervous, accept this and move on. Shake the hands of everyone present when you arrive, and keep it natural. No one maintains eye contact all of the time, so just meet their gaze when they're speaking, and when you are. Speak clearly, smile and remember that your interviewers are just normal people. If it helps, ask for a glass of water. Remember the three Cs: Cool, calm and confident!

Apprenticeship Interview Tips *continued*

8. Listen

From the very beginning of the interview, your interviewer is giving you information, either directly or indirectly. If you are not hearing it, you are missing a major opportunity. Good communication skills include listening and letting the person know you heard what was said. Observe your interviewer, and match that style and pace.

9. Watch your language

Keep things professional, no matter how comfortable the interviewer makes you feel. Be aware of any inappropriate slang words or references to age, race, religion, politics, or sexual orientation - these topics could send you out the door very quickly. Also, telling the interviewer more than they need to know could be a fatal mistake, so try not to ramble. Preparing your answers in advance will help you with this. Your attitude plays an important role, so try not to be over-confident as there is a fine balance between confidence, professionalism and modesty.

10. Show interest

You should always have some questions for your interviewer to demonstrate your interest in the position. Prepare a minimum of five questions, some which will give you more information about the job and some that delve deeper into the culture and goals of the company. Good examples of questions could include: What are the main responsibilities of the position? What can I expect from you in terms of development and support? Do you offer a pension? Do you organise socials for the staff? Try to avoid questions about pay and benefits if you can.

For more information on the interview process, take a look at our section on apprenticeship applications.

<https://apprenticeshipguide.co.uk/how-do-you-prepare-for-an-apprenticeship-interview/>

Jobs + Careers

JOBS+CAREERS



Built on the heritage of publishing indispensable job seeking and career building advice for over 13 years, Jobs & Careers is the ultimate recruitment and training guide boasting to active job seekers with expert advice on how to succeed in getting that job and taking the next step on the career ladder.

Jobs & Careers advise the most self-motivated, career-minded and proactive job seekers across the country through in-depth coverage and advice for: school leavers, students, graduates, the unemployed, those leaving the army, those going back to work, single parents, people facing redundancy, temps, contractors, part time workers, those looking to leave their job and change careers.



Empowering Positive Change through Careers Education

Key Word/Phrase of the Fortnight

STEM/STEAM/STEAMED



AN EMPLOYMENT SECTOR VARIOUSLY DESCRIBED AS: SCIENCE, TECHNOLOGY, ENGINEERING & MATHS/SCIENCE, TECHNOLOGY, ENGINEERING, ART & MATHS/SCIENCE, TECHNOLOGY, ENGINEERING, ART, MATHS, ENTERPRISE & DESIGN.

Obscure / Obsolete Job Titles



Mender

skilled woman who invisibly repaired faults in fabric.

Apprenticeship FAQs

See the results of your work with a manufacturing, processing and logistics apprenticeship, as you turn raw materials into products.

Manufacturing is the process of adding value to raw materials by turning them into products. Almost every object we use has been manufactured in some way, either in a large factory or a small workshop, helping supply other industries with the materials needed to do their job.

Any questions please [contact us](#).



[Manufacturing, processing & logistics Apprenticeships](#)

6th Form Section



FEARNHILL
SIXTH FORM

SIXTH FORM OPEN EVENING

Wednesday 27th November 6:00-8:00pm

Year 11 students and their families are warmly invited to attend our Sixth Form Open Evening.

Welcome talks at 6pm, followed by taster sessions in some of our A Level and BTEC subjects

We look forward to welcoming you to Fearnhill Sixth Form.

Scan the QR code to:

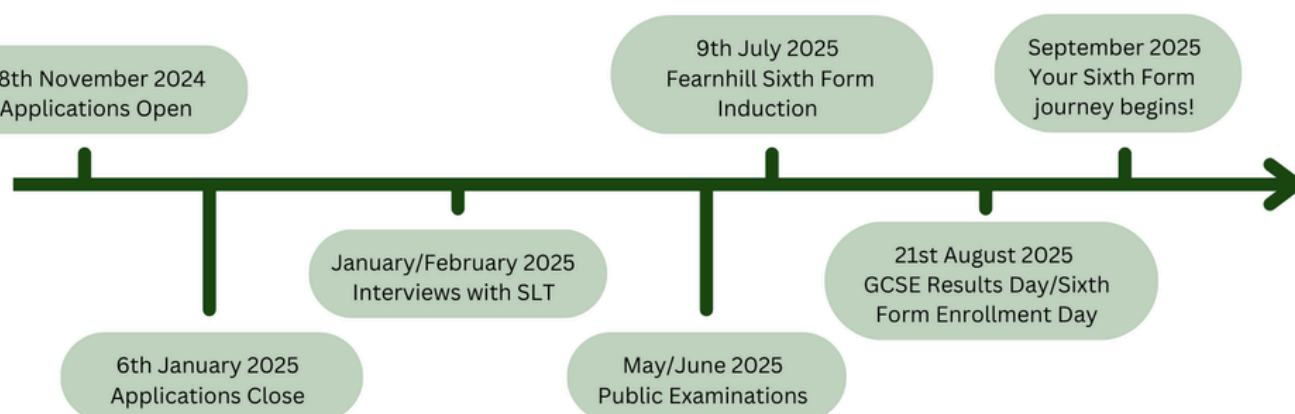
- Confirm your attendance
- Book your taster sessions
- View our Sixth Form Prospectus



www.fearnhill.herts.sch.uk

sixthform@fearnhill.herts.sch.uk

Application Timeline



Medic Mentor

Real Students. Real Journeys. Honest Reviews.

Pursuing your dream of becoming a doctor may feel overwhelming, but remember that countless successful doctors have faced similar challenges and doubts. Believe in yourself and your abilities, focusing on your strengths and passion for medicine. Medic Mentor and its community of supportive students and mentors are here to guide you. Embrace the journey, knowing that success comes from resilience and learning from setbacks. Trust in your intelligence, drive, and passion, taking it one step at a time and seeking support when needed. Never lose sight of your dreams, for you have what it takes to achieve them.

The Medic Mentor website has numerous videos of med students sharing their journey. Mehzabeen is in their 3rd year at Barts & the London. Click [here](#) for Mehzabeen's story.



MEDIC MENTOR
YOUR MEDIC FAMILY

Career of the Month - November



*Introducing **Unifrog's** 'Career of the Month' and 'Subject of the Month'!
Students watch a video interview with a professional or university student and answer reflection questions.*

unifrog

SUBJECT OF THE MONTH


NOVEMBER Y7

MATERIALS SCIENCE



Check out this subject on Unifrog, or scan here to:

- Watch the video
- Find out what you'll study and how to get in
- See where graduates end up and how much they earn



unifrog

SUBJECT OF THE MONTH

NOVEMBER Y8

SPANISH STUDIES



Check out this subject on Unifrog, or scan here to:

- Watch the video
- Find out what you'll study and how to get in
- See where graduates end up and how much they earn



unifrog

SUBJECT OF THE MONTH


NOVEMBER Y9

MEDIA AND COMMUNICATIONS



Check out this subject on Unifrog, or scan here to:

- Watch the video
- Find out what you'll study and how to get in
- See where graduates end up and how much they earn



unifrog

SUBJECT OF THE MONTH

NOVEMBER Y12

TEXTILES AND FASHION



Check out this subject on Unifrog, or scan here to:

- Watch the video
- Find out what you'll study and how to get in
- See where graduates end up and how much they earn





unifrog

SUBJECT OF THE MONTH


NOVEMBER Y10

PORTUGUESE STUDIES



Check out this subject on Unifrog, or scan here to:

- Watch the video
- Find out what you'll study and how to get in
- See where graduates end up and how much they earn





unifrog

SUBJECT OF THE MONTH


NOVEMBER Y11

ACCOUNTING



Check out this subject on Unifrog, or scan here to:

- Watch the video
- Find out what you'll study and how to get in
- See where graduates end up and how much they earn




unifrog

SUBJECT OF THE MONTH

NOVEMBER Y13

AGRICULTURE



Check out this subject on Unifrog, or scan here to:

- Watch the video
- Find out what you'll study and how to get in
- See where graduates end up and how much they earn



External Opportunities



Insight to KPMG Virtual Event
Monday, 9th December,
5pm – 6pm
One of the World's Biggest Accounting Firms

LIVE VIRTUAL NHS HEALTHCARE CAREERS WORK EXPERIENCE PROGRAMME SUNDAY 1ST DECEMBER: PAEDIATRIC PATHWAY

1-Day Programmes
Select the dates that suit you. You can register for just £10 a day!

1st December 2024 £10.00	5th January 2025 £10.00	2nd February 2025 £10.00
2nd March 2025 £10.00	6th April 2025 £10.00	4th May 2025 £10.00

Bundle
If you would like to attend the full 6 month work experience programme, you can register for all 6 days at a discounted price, saving you £10!

All Dates
£50.00

TAKE YOUR FIRST STEPS TOWARDS A HEALTHCARE CAREER WITH THE UK'S ONLY LIVE VIRTUAL WORK EXPERIENCE PROGRAMME CREATED AND DELIVERED BY HEALTHCARE PROFESSIONALS. YOU CAN SELECT FROM ONE DAY OR A FULL 6 MONTH WORK EXPERIENCE PROGRAMME WHERE YOU WILL FOLLOW PATIENTS FROM ADMISSION TO DISCHARGE IN THE HIGH FIDELITY SIMULATION SUITE, DESIGNED TO PROVIDE YOU WITH AN IMMERSIVE EXPERIENCE FROM THE COMFORT AND SAFETY OF HOME. SIMPLY SELECT THE DATES BELOW AND SAVE £10 IF YOU OPT FOR THE FULL 6 MONTH WORK EXPERIENCE PROGRAMME. STUDENTS WILL BE AWARDED CERTIFICATES FOR ATTENDING EACH DAY. NO WORK EXPERIENCE DAY IS THE SAME (AS IN REAL LIFE), BUT STUDENTS WILL GAIN INSIGHT INTO A VARIETY OF HEALTHCARE SETTINGS.

WE WILL BE FOLLOWING OUR PATIENT SAMANTHA, FROM HER BIRTH, TO HER DIAGNOSIS OF MILD CEREBRAL PALSY AT 2 AND THEN TO HER EARLY TEENS WHERE OUR TEAM WORK WITH HER TO HELP HER KEEP HER INDEPENDENCE THROUGH TREATMENTS, MEDICATION AND SUPPORT EQUIPMENT. WITH TEACHING ON PAEDIATRIC MEDICINE, MEDICAL CONDITIONS, DIAGNOSTIC TOOLS OUR TEAM USE ON A DAILY BASIS AND THE SKILLS OUR ALLIED HEALTHCARE TEAM NEED TO HELP MAKE A DIFFERENCE AND GIVE THE BEST CARE THEY POSSIBLY CAN TO THEIR PATIENTS.



Join our National Highways
live online career challenges
Gain FREE virtual work experience



Digdata is thrilled to announce free virtual work experience events with National Highways. These career challenges are designed to develop key employability skills such as problem solving, data literacy, storytelling, and presentation. Hosted on Microsoft Teams, these sessions take place outside of school hours, making them easily accessible.

Students will enjoy: • A 45-minute briefing with the National Highways team
• The opportunity to complete a career challenge at their own pace • Certification upon completion

These events provide valuable insights into emerging careers and help students build skills that will enhance their future education and employment choices.

First Step - for students in years 7, 8 & 9

Wednesday 27th November at 4.30pm (45-minute briefing session on MS Teams)

Next Steps - for students in years 10, 11, 12 & 13

Wednesday 11th December at 5pm (45-minute briefing session on MS Teams)

[Register HERE](#)

Everyone should digdata!



Students are advised to check their school email accounts weekly, if not daily! Careers information and opportunities are sent regularly and we wouldn't want them to miss the deadlines. These are copied to parents/carers as well for reference. A few of these opportunities are listed here.

Empowering Positive Change through Careers Education