



FEARNHILL
SCHOOL



Growing Excellence Every Day

A Guide for New Year 7 Students 2024-2025

Your School
Your Future

Contents Page

Title	Page Number
Student thoughts of Fearnhill	3
The House System	4
Form Tutors	4
A Normal School Day	5
School Essentials	5
Timetable	6
Extra-Curricular Clubs	6
Top Tips	7
What if I...?	8
The Fearnhill Student	8
5 A Day	9



What do Year 7 Students think?

"It's a brilliant school where you learn many things."

"It's an amazing school where you make lots of friends!"

"I think it's good, there are lots of subjects and a good variety."

"When you join in Year 7 it feels really different, it seems scary at first but once you get used to it you feel really grown up."


"The school is very welcoming and when you first start everyone is so nice to you."

"When you join you think the school is massive but after a couple of weeks I knew where everything was."

"There are lots of good lessons."

"It's very inspirational."

"The teachers are nice."



Growing excellence every day

The Four Houses

Howard	
Head of House House Colour	Mrs Nunneley - Deputy Headteacher Blue
Neville	
Head of House House Colour	Mr Phillips - Assistant Headteacher Red
Pearsall	
Head of House House Colour	Ms Balchin - Head of Careers, WRL & PSHE/Tech Dept Purple
Gorst	
Head of House House Colour	Mr MacGuire - Deputy Headteacher Yellow

The House System

There is a very active House system at Fearnhill School and every child is placed into a Tutor Group in one of the four Houses shown above. The Houses are named in memory of local historical figures related to the early Garden City. Sir Ebenezer **Howard**, OBE - the founder of the Garden City movement who had a vision of a Utopian city in which people lived harmoniously together with nature. Sir Ralph **Neville** - the first Chairman of the Garden City Association. Howard D **Pearsall** - a member of the Fabian Society and Director of the first Garden City Ltd. Sir John **Gorst** - Manager of Schools at Letchworth following on from the role of ex-Minister of Education.

A spirit of friendly rivalry exists between the Houses who take part in regular inter-house competitions. Each House has a student House Captain and Vice Captain who encourage everyone in their House to get involved and have a sense of pride.

Students are updated about the progress of their House and celebrate achievements through regular House Assemblies.

Form Tutors

There are four Tutor Groups in Year 7. Each has a mixture of boys and girls, pupils of all abilities, from lots of different Primary Schools. Each Tutor Group has its own Tutor and its own room. It is your Form Tutor who will meet you every Registration Period in your Form Room.

Your Form Tutor is a very important person who you will see every morning. They will get to know you better than any other teacher in the school - so if you have any questions or problems you can speak to them.

The Year 7 Tutors Groups are:

7G - Miss Carrol

7H - Mrs Busolini

7N - Miss Mills

7P - Mrs Cross


A Normal School Day

Monday - Friday	
8:30 - 8:55	Registration
8:55 - 9:55	Period 1
9:55 - 10:55	Period 2
10:55 - 11:15	BREAK
11:15 - 12:15	Period 3
12:15 - 1:15	Period 4
1:15 - 2:00	LUNCH
2:00 - 3:00	Period 5

Essential Equipment

You can only do good work if you have the right tools and equipment to help you, so you must always have:

- * a good quality pen (+ 2 spares) - a rollerball not a ballpoint
- * several pencils - HB for general use
- * a ruler
- * a rubber and a pencil sharpener
- * a pencil case
- * a strong waterproof bag to carry your pencil case, books and timetable
- * the correct books for each day (check your timetable the night before)
- * PE kit on days you have PE
- * a scientific calculator - we recommend a Casio model: FX-82, FX-83 or FX-85



Other Items

You might find it useful to have the following items - at home or at school:

- * an English dictionary - not a small pocket one but a special school edition which is easy to use
- * a labelled A4 plastic zip wallet for finished home learning - useful for those of you with poor memories as you can check it each lesson to see if there is home learning to be handed in
- * a reading book - every student is required to have a reading book with them at all times
- * a set of coloured pencils - they are far better than felt tips

Please ensure all your clothes and belongings are named.

Example of a Timetable

At Fearnhill we operate a two week timetable.

Colour coding lessons is a superb way of helping you plan for your day. For example, all English lessons in the example timetable below are coloured yellow, Maths blue and Science green. Most teachers use the same method when they receive their timetables. The top line is the subject and the next line gives the teacher's initials and the classroom.

Period	Mon1	Tues2	Wed3	Thurs4	Fri5
1	Eng RCE E5	Lang KCS L5	D & T LFD T1	Maths AHN M6	Hums NFR H1
2	Sci EJS S3	Drama MSN Studio	Sci EJS S3	Lang KCS L5	Business HCN B2
	BREAK	BREAK	BREAK	BREAK	BREAK
3	Art RBY T5	Sci EJS S3	Eng RCE E5	PSHE LBN S11	Maths AHN M6
4	Maths AHN M6	Art RBY T5	PE MTR FIELD	Eng RCE E5	Sci EJS S3
	LUNCH	LUNCH	LUNCH	LUNCH	LUNCH
5	Hums NFR H1	Music TMW MU2	Lang KCS L5	PE SMY FIELD	PSHE LBN S11

Example of Extra-Curricular Activities

There are a variety of lunchtime and after school clubs; full details will be provided at the start of term. Listed below is the programme for last year, a sample of what we provide throughout the week:

Day	Club	Year Group	When	Where
Monday	Basketball	7 & 8	Lunch	PE
	Choir	All	Lunch	MU1
	Homework	7-11	Lunch & after school	I3& Inclusion
	Rounders	All	After School	PE
	Students Own	All	After school	Lib
Tuesday	Art	All	Lunch	T8
	Gymnastics	All	Lunch	PE
	Homework	7-11	Lunch & after school	I3& Inclusion
	Netball	All	Lunch	PE
	Students Own	All	After school	Lib
	Sustainable Society	7-13	Lunch (Wk 1)	H1
Tennis	7 & 8	Lunch	PE	
Wednesday	Athletics	All	After School	PE
	Badminton/Table Tennis	All	Lunch	PE
	Creative Writing	All	Lunch	E5
	Drama	All	After school	Hall
	Homework	7-11	Lunch & after school	I3& Inclusion
	Science	7-9	Lunch	S3
	Students Own	All	After school	Lib
	Ukelele Jam	All	Lunch	MU1

There is also a daily Early Birds Breakfast Club held in the Canteen each morning from 8:00-8:25am

Day	Club	Year Group	When	Where
Thursday	Cricket	All	After School	PE
	History	All	Lunch	H2
	Homework	7-11	Lunch & after school	I3& Inclusion
	Jigsaw Puzzle/Lego	All	Lunch	Inclusion
	GCSE PE Intervention Theory Session	11	After school	I3
	Maths	All	After school	M2
	Students Own	All	After school	Lib
	Tennis	9-13	Lunch	PE
Wind Band	All	Lunch	MU1/2	
Friday	Basketball	10-13	Lunch	PE
	Chess	All	Lunch	M2
	Christian Union	All	Lunch	H2
	Composition	10 & 11	Lunch	MU2
	Homework	7-11	Lunch	I3
	Students Own	All	After school	Lib



Top Tips for Being Prepared

Check you have all the equipment you need ready for school.

Check your timetable and make sure you have the right books, self-study, cooking ingredients and/or PE kit for the day.

Check all possessions are named, including clothing. If items are lost they will be taken to the front office. If named they can be easily returned. Lost property displays are held at the end of every half term.

Make sure you leave the house wearing the correct uniform including shoes. Trainers are not permitted outside of PE lessons.

Organise a place in your bedroom where you can store your books. This means you will always know where they are.

Check your planner and Google Classroom for homework. Your parent/carer may also want to supervise and check homework is being completed. If you cannot do the homework you need to speak to your teacher before the deadline. Staff will also write notes on Google Classroom to parents/carers.

Always make sure you have a healthy breakfast, lunch and plenty to drink. It is important to keep the brain awake to get the most out of lessons. You are allowed bottles of water to sip during lessons as long as it has a sports cap. The exceptions are science and ICT lessons where no drinks are allowed.

Before you start school in September, time how long the journey to school takes. Make sure you leave home in plenty of time to reach school and be in registration by 8.30am.









Make sure you know the way to school. If you have a mobile phone use the alarm so you get here in plenty of time. Punctuality is as important as attendance as we will issue a 30 minute detention after school (L1).

Make sure you know your parents'/carers' contact numbers, the Front Office also has a copy so we can contact home if we need to.

Be sure you are clear about what time you are expected to be home and what to do if you are held up for some reason.

If you get/are worried, then please remember we can all get worried about change. There will be a lot of students who will be on their own and everyone is keen to make new friends.

What if I...?

Problem	Solution	Who will help?
Arrive late to School 	Go to the main office. Sign in on the late board, hand in note from parent/carer with reason for lateness	Office staff
Am being bullied? 	Always tell an adult	Parents, Head of Year, Pastoral Care Coordinator (PCC), any member of staff
Can't do my homework 	Go to Google Classroom	Teachers, your form tutor, Head of Year, Pastoral Care Coordinator (PCC)
Can't remember my homework 	Tell your subject teacher	Teachers, your form tutor, Head of Year, Pastoral Care Coordinator (PCC)
Can't find my way 	Ask for help	Any student or member of staff
Have forgotten my PE kit or Food Tech ingredients 	Explain to your teacher	Your PE / Food Tech teacher
Feel poorly 	Students may come to the Main Office at lesson changeover, break and lunch time	Someone from the main office
Lose my Equipment 	Inform your form tutor and the main office	Check at the main office. If items are named we can get them back to you quickly.

The Fearnhill Student



5 A Day

Do you have your 5 a day?



1 Correct Uniform



2 Pens & Pencils

3 Reading Book



4 Calculator



5 Ruler