



FEARNHILL
SCHOOL



Growing Excellence Every Day

A Guide for New Year 7 Students 2023-2024

Your School
Your Future

Contents Page

Title	Page Number
Student thoughts on Fearnhill	3
The House System	4
Form Tutors	4
A Normal School Day	5
School Essentials	5
Timetable	6
Extra-Curricular Clubs	6
Top Tips	7
What if I...?	8
5 A Day	9
The Fearnhill Student	10

What do Year 7 Students think?

"It's a brilliant school where you learn many things."

"It's an amazing school where you make lots of friends!"

"I think it's good, there are lots of subjects and a good variety."

"When you join in Year 7 it feels really different, it seems scary at first but once you get used to it you feel really grown up."

The school is very welcoming and when you first start everyone is so nice to you."

"When you join you think the school is massive but after a couple of weeks I knew where everything was."

"There are lots of good lessons."

"It's very inspirational."

"The teachers are nice."



Growing excellence every day

The Four Houses

Howard	
Head of House House Colour	Mrs Nunneley - Deputy Headteacher Blue
Neville	
Head of House House Colour	Mr Phillips - Assistant Headteacher Red
Pearsall	
Head of House House Colour	Ms Balchin - Head of Careers, WRL & PSHE/Tech Dept Purple
Gorst	
Head of House House Colour	Mr MacGuire - Deputy Headteacher Yellow

The House System

There is a very active House system at Fearnhill School and every child is placed into a Tutor Group in one of the four Houses shown above. The Houses are named in memory of local historical figures related to the early Garden City. Sir Ebenezer **Howard**, OBE - the founder of the Garden City movement who had a vision of an Utopian city in which people lived harmoniously together with nature. Sir Ralph **Neville** - the first Chairman of the Garden City Association. Howard D **Pearsall** - a member of the Fabian Society and Director of the first Garden City Ltd. Sir John **Gorst** - Manager of Schools at Letchworth following on from the role of ex-Minister of Education.

A spirit of friendly rivalry exists between the Houses who take part in regular inter-house competitions. Each House has a student House Captain and Vice Captain who encourage everyone in their House to get involved and have a sense of pride.

Students are updated about the progress of their House and celebrate achievements through regular House Assemblies.

Form Tutors

There are four Tutor Groups in Year 7. Each has a mixture of boys and girls, pupils of all abilities, from lots of different Primary Schools. Each Tutor Group has its own Tutor and its own room. It is your Form Tutor who will meet you every Registration Period in your Form Room.

Your Form Tutor is a very important person who you will see every morning. They will get to know you better than any other teacher in the school - so if you have any questions or problems you can speak to them,

The Year 7 Tutors Groups are:

7G - Mr Fox

7H- Miss Armstrong

7N - Miss Bossley

7P - Mrs Hughes


A Normal School Day

Monday - Friday	
8:30 - 8:55	Registration
8:55 - 9:55	Period 1
9:55 - 10:55	Period 2
10:55 - 11:15	BREAK
11:15 - 12:15	Period 3
12:15 - 1:15	Period 4
1:15 - 2:00	LUNCH
2:00 - 3:00	Period 5

Essential Equipment

You can only do good work if you have the right tools and equipment to help you, so you must always have:

- * a good quality pen (+ 2 spares) - a rollerball not a ballpoint
- * several pencils - HB for general use
- * a ruler
- * a rubber, a pencil sharpener
- * a set of coloured pencils - they are far better than felt tips
- * a pencil case
- * a strong waterproof bag to carry your pencil case, books and timetable
- * the correct books for each day (check your timetable the night before)
- * a scientific calculator - we recommend a Casio model: FX-82, FX-83 or FX-85



Other Essentials

You might find it useful to have the following items - at home or at school:

- * an English dictionary - not a small pocket one but a special school edition which is easy to use
- * a labelled A4 plastic zip wallet for finished home learning - useful for those of you with poor memories as you can check it each lesson to see if there is home learning to be handed in
- * a reading book - every student is required to have a reading book with them at all times

Please ensure your clothes and belongings are named.

Top Tips for Being Prepared

Check you have all the equipment you need ready for school.

Check your timetable and make sure you have the right books, self-study, cooking ingredients or PE kit for the day.

Check all possessions are named, including clothing. If items are lost they will be taken to the front office. If named they can be easily returned. Lost property displays are held at the end of every half term.

Make sure you leave the house wearing the correct uniform including shoes. Trainers are not permitted outside of PE lessons.

Organise a place in your bedroom where you can store your books. This means you will always know where they are.

Check your planner and Google Classroom for homework. Your parent/carer may also want to supervise and check homework is being completed. If you cannot do the homework you need to speak to your teacher before the deadline. Staff will also write notes on Google Classroom to parents/carers.

Always make sure you have a healthy breakfast, lunch and plenty to drink. It is important to keep the brain awake to get the most out of lessons. You are allowed bottles of water to sip during lessons as long as it has a sports cap. The exceptions are science and ICT lessons where no drinks are allowed.

Before you start school in September time how long the journey to school takes. Make sure you leave home in plenty of time to reach school and be in registration by 8.30am.









Make sure you know the way to school. If you have a mobile phone use the alarm so you get here in plenty of time. Punctuality is as important as attendance as we will issue a 30 minute detention after school (L1).

Make sure you know your parents'/carers' contact numbers, the Front Office also has a copy so we can contact home if we need to.

Be sure you are clear about what time you are expected to be home and what to do if you are held up for some reason.

If you get/are worried, then please remember we can all get worried about change. There will be a lot of students who will be on their own and everyone is keen to make new friends.

What if I...?

Problem	Solution	Who will help?
Arrive late to School 	Go to the Main Office. Sign the late board, hand in notes from parents/carers with reason for lateness	Office Staff
Am being bullied? 	Always tell an adult	Parents, Head of Year, Pastoral Care Coordinator (PCC), any member of staff
Can't do my homework 	Go to Google Classroom	Teachers, your tutor, Head of Year, Pastoral Care Coordinator (PCC)
Can't remember my homework 	Tell your subject teacher	Teachers, your tutor, Head of Year, Pastoral Care Coordinator (PCC)
Can't find my way 	Ask for help	Any student or member of staff
Have forgotten my PE kit or Food Tech ingredients 	Explain to your teacher	Your PE teacher / Food Tech Teacher
Feel poorly 	Students may come to the Main Office at lesson changeover, break and lunch time	Someone from the Main Office
Lose my Equipment 	Inform your Form Tutor and the Main Office	Keep checking at the Main office as Lost Property is handed in there. If your items are named we can get your belongings back to you quickly.

The Fearnhill Student



5 A Day

Do you have your 5 a day?



1 Correct Uniform



2 Pen & Pencil

3 Book



4 Calculator



5 Ruler

THE FEARNHILL STUDENT



1

KIND



2

CONFIDENT

3

**SELF
AWARE**



RESILIENT

